



Club Health Assessment for District N 1 through September 2025

INTERNATIONAL

						Status			Membership					Reports				Finance		LCIF
						Times in Status Quo in Past 2 Years	Current Member Count **	YTD Members Added	YTD Members Dropped	YTD Net Growth***	Member Count 1 Year Ago	Dropped Members Avg.Length of Service	Months Since Membership Update	Current Officers Reported ****	Current President Repeated Term	VP Reported *****	Last Date Reported Service (mm/yyyy)	Account Balance	YTD Donations	
Club Number	Club Name	Charter Date																		
Clubs more than two years old																				
13674	CALAIS	08/28/1940	Active	35	0	0	0.00%	36		5	Y		N	04/2025						
13679	FORT FAIRFIELD	07/27/1937	Active	22	0	0	0.00%	22		5	Y	10		02/2025						
13680	FORT KENT	08/29/1938	Active	114	1	0	0.89%	119		0	Y		N	08/2025						
Current Total Clubs Count	YTD New Clubs Count	YTD Cancelled Clubs Count	YTD Net Club Gain	Current Total Members Count	YTD Add	YTD Drop	YTD Net Growth	YTD Net Growth %	Member Count 12 Months Ago	Average Member Count Per Club	% of Clubs with less than 20 members	% No Officer Report in 12 Months	% of Clubs with balance 90+ days	Number of Clubs in Status Quo	% Status Quo Clubs in Financial Suspension	Number of Cancelled Clubs	Average Cancelled Club Age	Members Lost Due to Cancellation	% of Clubs Cancelled for Non-Financial Reasons	
3	0	0	0	171	1	0	1	0.59%	177	57	0%	0%	0%	0	0%	0	0	0	0%	

* - P - Priority Club. Cancellation Reasons: 1-Objectives/conduct, 2-Non-active club, 5-Non-existing club, 6-Disbanding, 7-Merger, 8-Financial Suspension, 9-District/Multiple District Dues.

** Red denotes below 15 active members.

*** Red denotes 20% + loss.

**** Y - all 3 (President, Secretary, Treasurer) club officers reported, N - not all 3 reported.

***** Abbreviation: N-New, IP-Immediate Past, R-Repeat.




Club Health Assessment for District N 1 through September 2025

			Status	Membership					Reports				Finance		LCIF	
Club Number	Club Name	Charter Date	Times in Status Quo in Past 2 Years	Current Member Count **	YTD Members Added	YTD Members Dropped	YTD Net Growth% ***	Member Count 1 Year Ago	Dropped Members Avg.Length of Service	Months Since Membership Update	Current Officers Reported ****	Current President Repeated Term	VP Reported *****	Last Date Reported Service (mm/yyyy)	Account Balance	YTD Donations
Clubs less than two years old																
180461	Sunbury-York South	02/13/2025	Active	25	1	0	4.17%	0		1	Y	2	R	05/2025	90+ Days	
Clubs more than two years old																
13737	ALBERTON	12/06/1966	Active	15	0	0	0.00%	13		3	N		N	08/2025		
13696	BARKERS POINT NORTHSIDE	07/09/1957	Active	5	0	0	0.00%	5		3	Y	6		01/2025		
34518	BATH	10/18/1977	Active	25	0	2	-7.41%	24	3	0	Y	2	R	09/2025	90+ Days	
13738	BELFAST	01/14/1974	Active	18	0	0	0.00%	15		3	Y			11/2024		
45408	BOIESTOWN UPPER MIRAMICHI	10/21/1985	Active	23	0	0	0.00%	19		4	Y	2	N	09/2025		
13698	BOUCTOUCHE	05/21/1965	Active	11	0	0	0.00%	11		5	Y		N	09/2025		
45889	BURTON	03/20/1986	Active	28	0	1	-3.45%	31	1	0	Y		N	09/2025		
30588	BURTT'S CORNER	04/16/1975	Active	25	0	4	-13.79%	28	41	0	Y		N	07/2025		
30173	CAMPBELLTON	01/21/1975	Active	18	0	0	0.00%	24		5	Y		N	11/2024		
13701	CHIPMAN MINTO L C	05/12/1966	Active	10	0	0	0.00%	10		3	Y	15	R	02/2024	90+ Days	
13741	CORNWALL	01/22/1968	Active	7	0	0	0.00%	7		39	Y	3		01/2017	90+ Days	
30264	CYMBRIA	02/26/1975	Active	57	1	0	1.79%	52		0	Y		R	09/2025		
13702	DALHOUSIE	03/01/1965	Active	17	0	0	0.00%	16		3	Y		N	05/2025		
46710	DOUGLASTOWN	12/15/1986	Active	6	0	0	0.00%	12		6	Y		R	05/2025		
41015	EAST ROYALTY	03/19/1982	Active	15	0	0	0.00%	15		15	Y	2	R	02/2025		
29367	EASTERN CHARLOTTE	05/29/1974	Active	24	0	0	0.00%	21		2	Y		N	09/2025		
44834	FORT AUGUSTUS	04/02/1985	Active	17	0	0	0.00%	18		7	Y	2		03/2025	90+ Days	
13703	FREDERICTON	11/29/1950	Active	17	0	0	0.00%	21		3	Y		IP	09/2025	90+ Days	
13704	GEARY	07/19/1969	Active	22	1	0	4.76%	26		0	Y		N	08/2025		\$72.83
Exc Award (06/30/2018, 06/30/2022)																
41335	GRAND WASHADEMOAK	05/18/1982	Active	22	7	0	46.67%	12		0	Y	3	R	03/2024		
45324	HAMPTON	08/13/1985	Active(1)	26	3	0	13.04%	24		0	Y		N	09/2025		
13707	HARVEY STATION	08/04/1968	Active	17	0	0	0.00%	19		3	Y		N	09/2025		
Exc Award (06/30/2018)																




Club Health Assessment for District N 1 through September 2025

			Status	Membership					Reports				Finance	LCIF		
Club Number	Club Name	Charter Date	Times in Status Quo in Past 2 Years	Current Member Count **	YTD Members Added	YTD Members Dropped	YTD Net Growth% ***	Member Count 1 Year Ago	Dropped Members Avg.Length of Service	Months Since Membership Update	Current Officers Reported ****	Current President Repeated Term	VP Reported *****	Last Date Reported Service (mm/yyyy)	Account Balance	YTD Donations
13708	HAVELOCK	09/24/1953	Active(1)	9	0	0	0.00%	9		17	Y	4	R	06/2025	90+ Days	\$1,693.98
13715	HUMPHREY LEWISVILLE SUNNY BRAE	04/19/1971	Active	23	0	0	0.00%	24		2	Y	2	N	09/2025		
13744	HUNTER RIVER	03/06/1973	Active	13	0	3	-18.75%	16	31	0	Y	2		06/2025		
40426	JEMSEG	10/14/1981	Active	16	0	0	0.00%	16		17	Y		N	05/2025		
13711	KENNEBECASIS	10/25/1959	Active	19	0	0	0.00%	21		0	Y	3	R	09/2025		
13745	KENSINGTON	10/29/1954	Active	20	3	0	17.65%	17		0	Y		N	07/2025		
49412	LAKEVILLE	04/19/1989	Active	4	0	1	-20.00%	4	1	0	N	21		07/2025		
54686	MALPEQUE BAY AREA	06/30/1993	Active	6	0	0	0.00%	7		0	Y	4		06/2023		
29528	MC ADAM	06/28/1974	Active	30	0	0	0.00%	31		3	Y		N	09/2025		
37424	MILLIDGEVILLE-NORTH END L C	07/13/1979	Active	16	0	0	0.00%	15		6	Y		N	09/2025		
13714	MONCTON	04/06/1949	Active	24	0	0	0.00%	22		3	Y		N	07/2025	90+ Days	\$40.04
13746	MONTAGUE	05/16/1968	Active	7	1	0	16.67%	8		1	Y	3		11/2022		
13747	MORELL	11/10/1969	Active	15	0	0	0.00%	15		16	Y	3		12/2017		
142382	Mount Stewart	08/18/2020	Active(1)	12	0	0	0.00%	12		17	Y	2		07/2024		
13716	NACKAWIC	10/22/1970	Active	29	0	0	0.00%	23		3	Y	2	R	09/2025		
13717	NASHWAAKSIS	03/22/1966	Active	53	0	2	-3.64%	56	41	1	Y		N	09/2025		
46540	NEW MARYLAND	09/16/1986	Active	19	0	0	0.00%	21		5	Y		R	09/2025		
13718	NEWCASTLE	02/11/1965	Active	19	1	1	0.00%	24	42	0	N			09/2025		
32080	NORTH & SOUTH ESK L C	04/22/1976	Active	12	0	0	0.00%	11		5	N	None		09/2018		
13750	NORTH RUSTICO	11/07/1966	Active	18	0	0	0.00%	18		5	Y		N	09/2025		
13751	OLEARY	08/28/1962	Active	19	2	0	11.76%	19		3	Y		N	04/2025		
13752	PARKDALE SHERWOOD L C	07/25/1960	Active	43	1	0	2.38%	42		0	Y		N	09/2025		
77933	PICKWAUKET	12/10/2003	Active	6	0	0	0.00%	12		2	Y	2	R	09/2025		
Exc Award (06/30/2021)																
143088	Pokeshaw & Black Rock Club	12/01/2020	Active	30	0	0	0.00%	30		4	Y	6	N			
13709	QUISPAMIS ISLAND VIEW	12/18/1973	Active	14	0	2	-12.50%	16	26	0	Y	2	N	06/2025		
13721	REXTON	03/15/1962	Active	49	3	1	4.26%	40	26	0	Y			09/2025		
13723	RIVER VALLEY L C	05/03/1967	Active	10	2	1	11.11%	12	23	0	Y	3	R	09/2025		



Club Health Assessment for District N 1 through September 2025


			Status	Membership						Reports				Finance	LCIF	
Club Number	Club Name	Charter Date	Times in Status Quo in Past 2 Years	Current Member Count **	YTD Members Added	YTD Members Dropped	YTD Net Growth% ***	Member Count 1 Year Ago	Dropped Members Avg.Length of Service	Months Since Membership Update	Current Officers Reported ****	Current President Repeated Term	VP Reported *****	Last Date Reported Service (mm/yyyy)	Account Balance	YTD Donations
13724	RIVERVIEW	03/04/1960	Active	74	2	2	0.00%	69	11	2	Y		N	07/2025	\$2,078.31	
Exc Award (06/30/2017)																
13730	SALISBURY	07/27/1953	Active	43	0	2	-4.44%	42	1	0	Y	2	N	09/2025		
13731	SHEDIAC	10/04/1961	Active	8	0	1	-11.11%	9	2	0	Y	2	R	09/2025		
46023	SHIPPAGAN	04/22/1986	Active	36	0	0	0.00%	36		4	Y	10		01/2015		
13734	SIMONDS	04/19/1963	Active	19	0	0	0.00%	19		3	Y		N	09/2025		
13755	SOURIS	07/27/1955	Active	34	0	0	0.00%	35		3	Y			01/2025		
13753	ST ELEANORS	04/11/1961	Active	32	12	0	60.00%	22		0	Y		N	07/2025		
33675	ST MARTINS & DISTRICT L C	04/08/1977	Active	11	0	0	0.00%	12		8	Y	7	N	05/2025		
13729	ST STEPHEN MILLTOWN	11/12/1958	Active	11	0	0	0.00%	11		17	Y			11/2017		
30046	STRATFORD AND AREA INC	12/23/1974	Active	25	2	1	4.17%	24	0	0	Y		N	08/2025		
13756	SUMMERSIDE	10/12/1954	Active	14	0	0	0.00%	17		0	Y		N	09/2025		
13735	SUSSEX	08/13/1953	Active	14	0	2	-12.50%	21	25	0	Y	2	N	01/2025		
13720	TOBIQUE L C	09/11/1969	Active	14	0	0	0.00%	15		10	Y	2		08/2025		
33326	TRACADIE	02/11/1977	Active	22	0	0	0.00%	19		3	Y		N	08/2025		
39353	UPPER GAGETOWN RIVER ROAD	01/28/1981	Active	5	0	0	0.00%	8		4	Y	2		05/2025	90+ Days	
39809	UPPER NASHWAAK L C	04/23/1981	Active	11	0	0	0.00%	10		4	Y	10	R	08/2025		
13757	VERNON RIVER	04/18/1972	Active	11	0	0	0.00%	11		3	Y		N	02/2025		
13758	WINSLOE	04/28/1972	Active	29	0	0	0.00%	31		1	Y		N	08/2025		
Exc Award (06/30/2016)																

Clubs Cancelled Previous Fiscal Year – Clubs Cancelled within last 12 months may be reinstated

Club Number	Club Name	Charter Date	Current Status*	Cancellation Date
39871	DORCHESTER	05/13/1981	Cancelled(6*)	08/29/2024
30509	MAGNETIC HILL	04/07/1975	Cancelled(8*)	06/29/2025



Club Health Assessment for District N 1 through September 2025

<div>International Club of Presidents</div>						Status		Membership					Reports				Finance		LCIF
						Times in Status Quo in Past 2 Years	Current Member Count **	YTD Members Added	YTD Members Dropped	YTD Net Growth***	Member Count 1 Year Ago	Dropped Members Avg.Length of Service	Months Since Membership Update	Current Officers Reported ****	Current President Repeated Term	VP Reported *****	Last Date Reported Service (mm/yyyy)	Account Balance	YTD Donations
Club Number	Club Name		Charter Date																
Current Total Clubs Count	YTD New Clubs Count	YTD Cancelled Clubs Count	YTD Net Club Gain	Current Total Members Count	YTD Add	YTD Drop	YTD Net Growth	YTD Net Growth %	Member Count 12 Months Ago	Average Member Count Per Club	% of Clubs with less than 20 members	% No Officer Report in 12 Months	% of Clubs with balance 90+ days	Number of Clubs in Status Quo	% Status Quo Clubs in Financial Suspension	Number of Cancelled Clubs	Average Cancelled Club Age	Members Lost Due to Cancellation	% of Clubs Cancelled for Non-Financial Reasons
68	0	0	0	1,398	42	26	16	1.16%	1,375	21	60%	0%	15%	0	0%	0	0	0	0%

* - P - Priority Club. Cancellation Reasons: 1-Objectives/conduct, 2-Non-active club, 5-Non-existing club, 6-Disbanding, 7-Merger, 8-Financial Suspension, 9-District/Multiple District Dues.

** Red denotes below 15 active members.

*** Red denotes 20% + loss.

**** Y - all 3 (President, Secretary, Treasurer) club officers reported, N - not all 3 reported.

***** Abbreviation: N-New, IP-Immediate Past, R-Repeat.